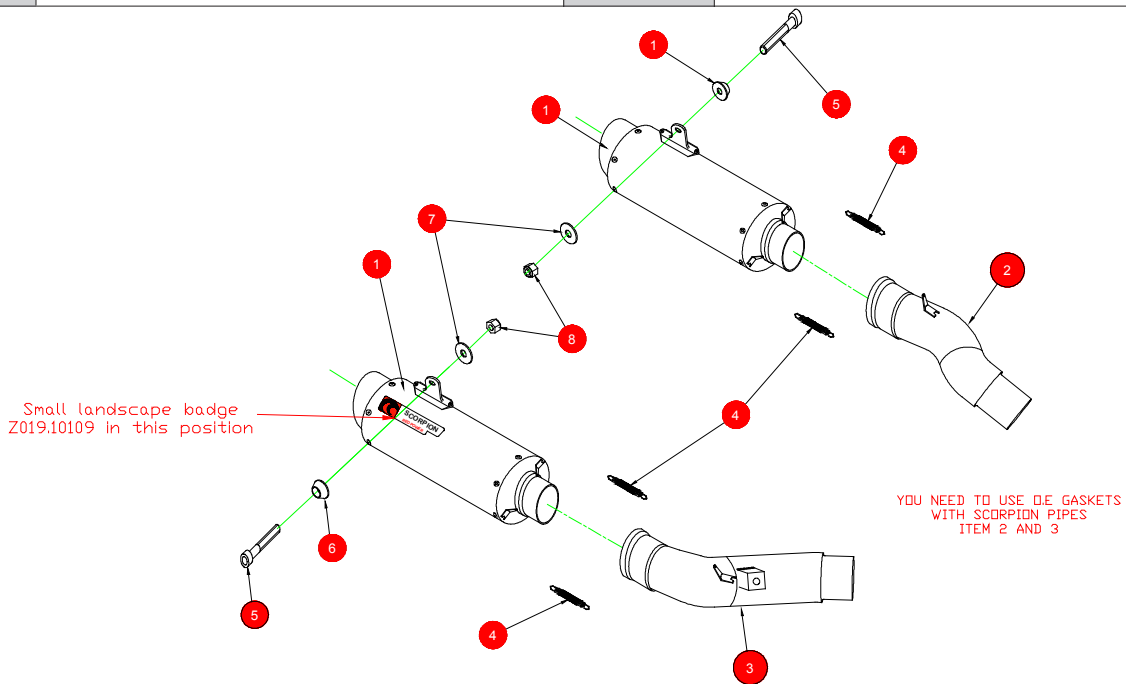


Box: PLOCK 2

BIKE	KAWASKI Z1000	PART NO.	KA-1008
YEAR	2014 - ON	FIT KITS	Z039.10512
NOTES	OE GASKETS MUST BE FITTED WITH SCORPION PIPES, 2&3	FEATURES	DB KILLER Z038.10530 x 2 (EE)



- | | |
|-------------------------------------------|---------------------------------|
| 1 2 x SC-287 RP1-GP Silencers | 8 2 x M8 Nyloc Nut (Z017.10062) |
| 2 L/H Connecting Pipe CP864 | |
| 3 R/H Connecting Pipe CP865 | |
| 4 4 x Rubber Coated Springs (Z028.10030) | |
| 5 2 x M8x60mm Cap Head Bolts (Z017.10080) | |
| 6 2 x Alloy Bolt Finishers (Z026.20068) | |
| 7 2 x M8x25mm Washers (Z017.10062) | |

E-MARK	SC287 e24 0298 ©
ISSUE NO.	2
DATE	01/03/16
AUTHORISED	T.ROWLEY
CHECKED	

NOTE: ENSURE SCORPION SYSTEM IS CLEAR OF MOVING PARTS AND ALL ORIGINAL FUNCTIONS WORK CORRECTLY.




- A) Remove original exhaust from bike, taking care to keep all original components in a safe place.
- B) Refit Scorpion exhaust as per line diagram above.
- C) When fitted take bike for a short ride to ensure all functions are correct.
- D) When bike & exhaust are cool enough check all nuts and bolts are still secure.



Box: PLOCK 2

BIKE	KAWASAKI Z1000	PART NO.	KA-1008
YEAR	2014 - on	FIT KITS	Z039.10512
NOTES		FEATURES	DB KILLER Z038.10530 x 2 (EE)

CONTINUED FROM OVERLEAF:




A) Unscrew heatshield bolt and remove right hand heatshield.

B) Remove passenger seat then unscrew riders seat and remove it.

C) Remove the safety pin and unhook the exhaust valve cables from the servo motor wheel.

NOTE:
HOLD THE SERVO WHEEL IN PLACE WHILST REMOVING THE TWO CABLES. NEVER DISCONNECT THE ELECTRICAL MULTIPLUG FROM THE SERVO MOTOR. FAILURE TO ADHERE TO THESE INSTRUCTIONS COULD RESULT IN DAMAGE TO THE SERVO MOTOR.



D) Careful thread through frame so the cables are removed with the right hand silencer, **SEE NOTE ABOVE.**

Cleaning instructions overleaf:

Box: PLOCK 2

BIKE	KAWASAKI Z1000	PART NO.	KA-1008
YEAR	2014 - on	FIT KITS	Z039.10512
NOTES		FEATURES	DB KILLER Z038.10530 x 2 (EE)

Thank you for purchasing your Scorpion Silencer.

Care of your exhaust: Please refrain from cleaning silencer with heavy solvents or abrasives!

Vielen Dank für den Kauf eines Scorpion Schalldämpfers! Pflegehinweis: Bitte verwenden Sie niemals Scheuermittel oder aggressive Reiniger zur Pflege Ihres Auspuffes!

Merci d'avoir choisi un échappement Scorpion.

Entretien de votre silencieux: Ne pas utiliser de solvants ou de produits abrasifs!

"Muchas gracias por adquirir un Silencioso Scorpion. Le recomendamos no limpiar el silencioso con productos abrasivos o aquellos que contengan disolventes."